

Thermal Dispersion Flow Switch CF22



The best solution for detecting flow in ducts or pipelines of liquids or gases with an excellent cost-benefit.

Application

- Chemicals, Water Treatment
- Food and Beverage
- Basic Sanitation and Fire Fighting System
- Pharmaceutical industry
- Ventilation system

CF22

Thermal Dispersion Flow Switch

The CF22 Flow Switch models are designed to detect the flow of liquids and gases (air) in pipes or ducts.

It utilizes Thermal Dispersion flow detection technology, which makes it very efficient for low or high flow detection.

The connection and body are made of 316 stainless steel and can be coated for corrosive media.



Characteristics

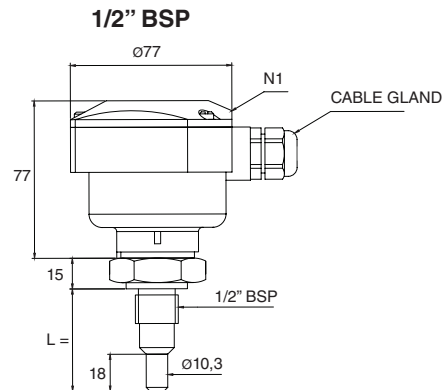
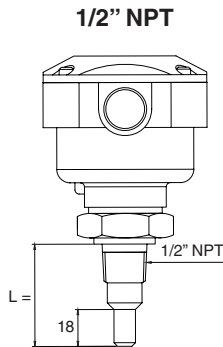
- Ideal for different industrial environments and sanitary applications.
- Robust with no moving parts and easy maintenance.
 - 316 stainless steel body
 - Coating for corrosive media
- Excellent low flow sensitivity.
- Protection class IP65 (IEC 60529).
- Set-Point range.
 - In the range from 3cm/s to 3m/s (Liquids)
 - 5cm/s to 5m/s (Air)
- Signal output.
 - SPDT relay
- Several types of process connections.
 - Thread, Flange and Sanitary

CF22

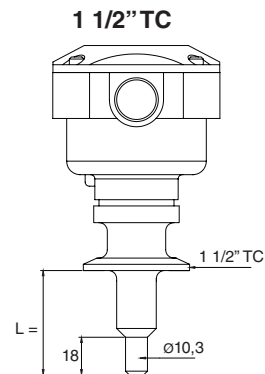
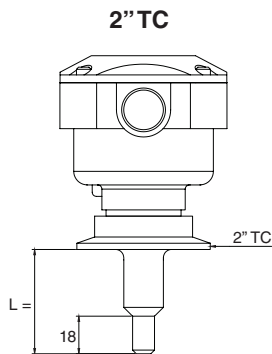
Thermal Dispersion Flow Switch

Dimensions / Process connection Options

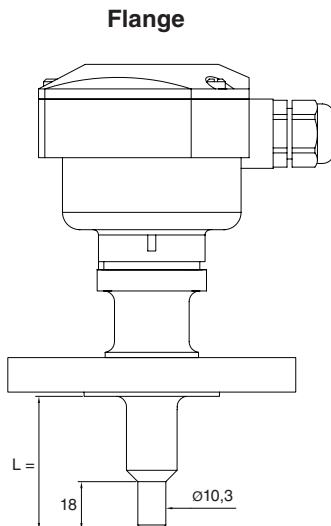
Thread



Sanitary



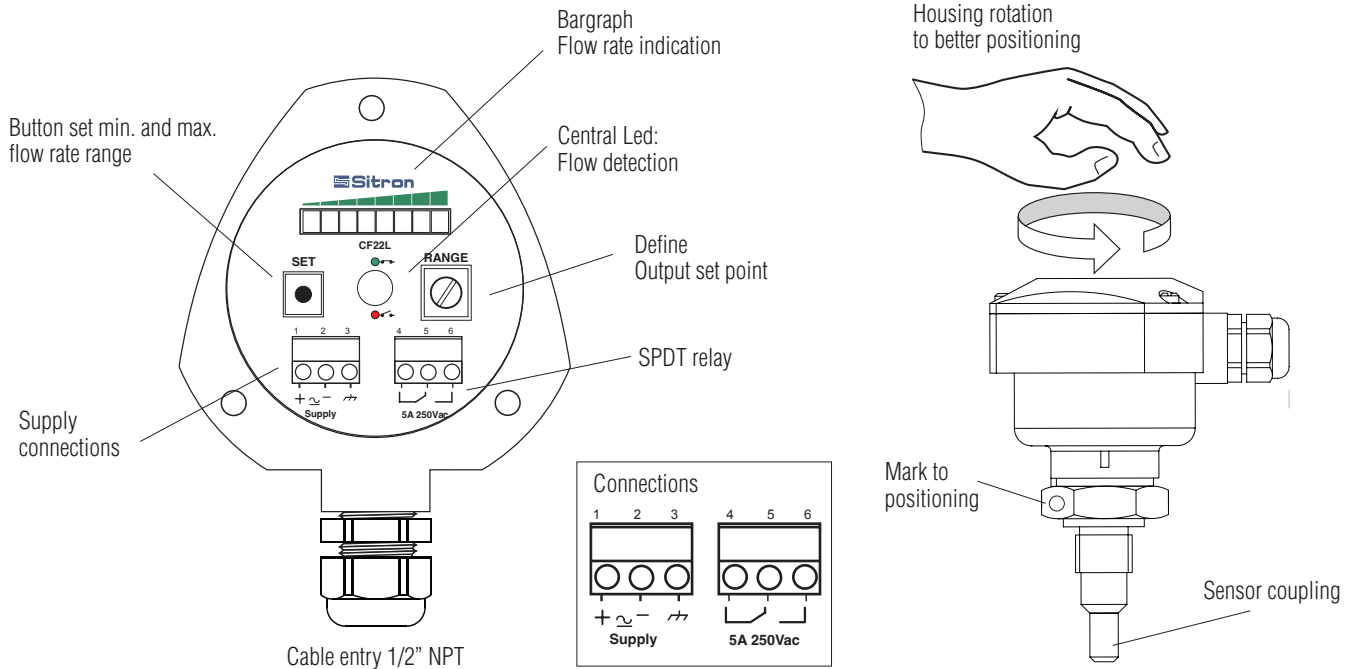
Flange



CF22

Thermal Dispersion Flow Switch

Overview



Technical Specifications

CF22AC/DC-X-X-X-X-X (1 SPDT)

Application: Flow detection

Supply: DC: 24Vcc ($\pm 10\%$) | AC: 85...264 Vac (50/60Hz) & 125Vdc

Consumption: <100mA

Output: Relay (1 SPDT) 5A - 250Vac

Set point range: Liquids: 3cm/s to 3m/s | Air: 5cm/s to 5m/s

Accuracy: $\pm 10\%$

Response time: +/- 10 to 30s

Gradient temperature: 15°C/min

Flow rate indication: Bargraph 8 led's

Enclosure material: Nylon

Electrical connection: Cable gland 1/2" NPT

Process connection: BSP, NPT, Flange or Sanitary

Wetted parts: 316 SS

Ambient temperature: -10 to 70°C

Process temperature: -10 to +80°C (extended neck up to 120°C)

Pressure: Max. 100 Bar

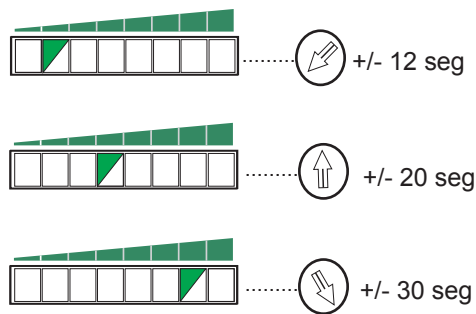
Class protection: IP65

CF22

Thermal Dispersion Flow Switch

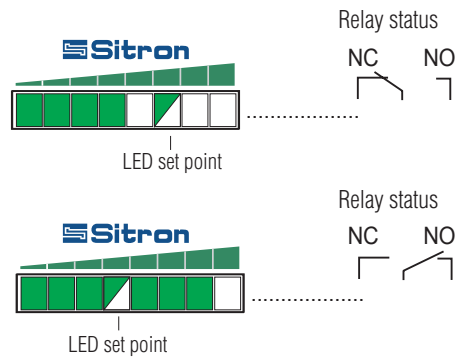
Set point

LED flashing.



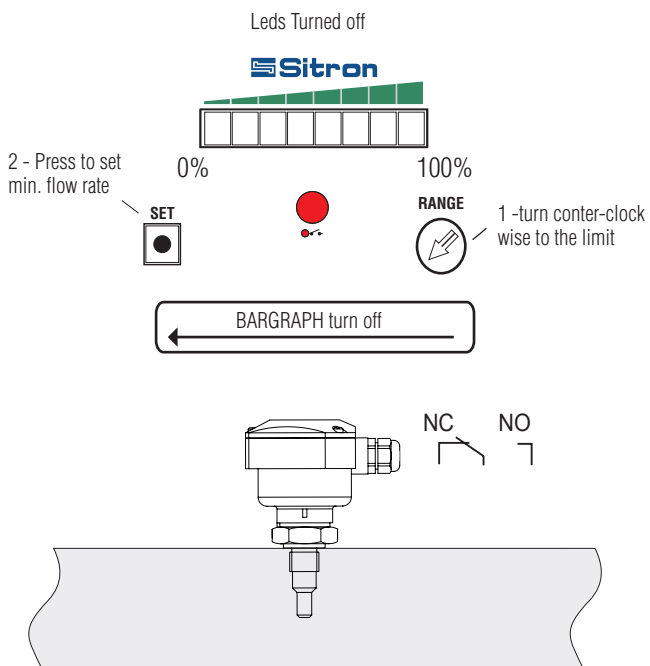
The flow detection time will depend on the set-point setting.

Example: Switch status

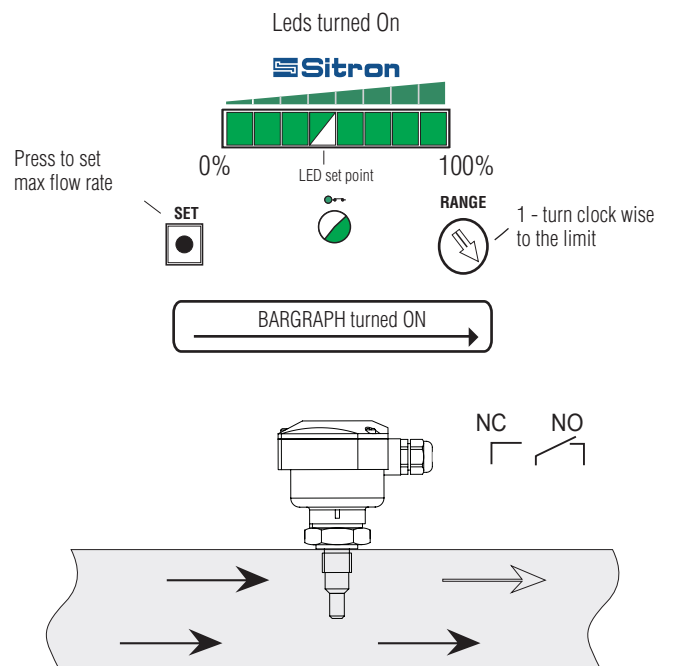


Flow Detection example

No Flow



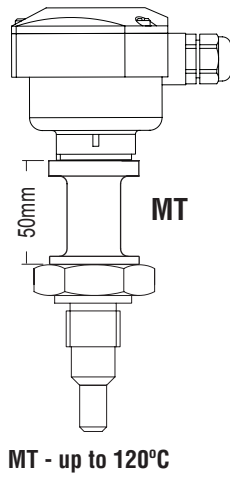
Flujo Máximo



CF22

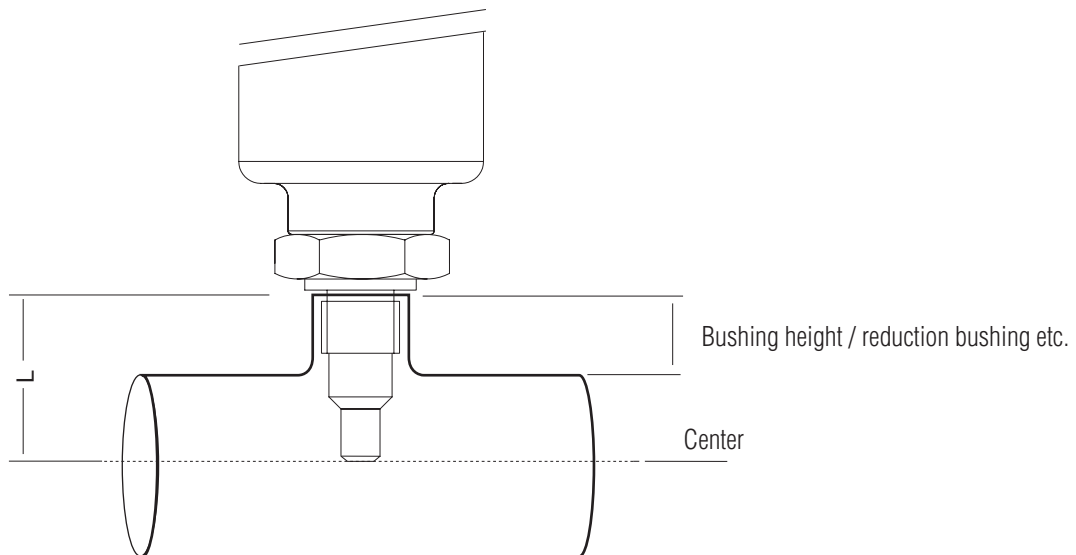
Thermal Dispersion Flow Switch

Extended Neck for heat dissipation



Insertion length Setting

Provide the measurement (L) as illustrated



L - Insertion Length

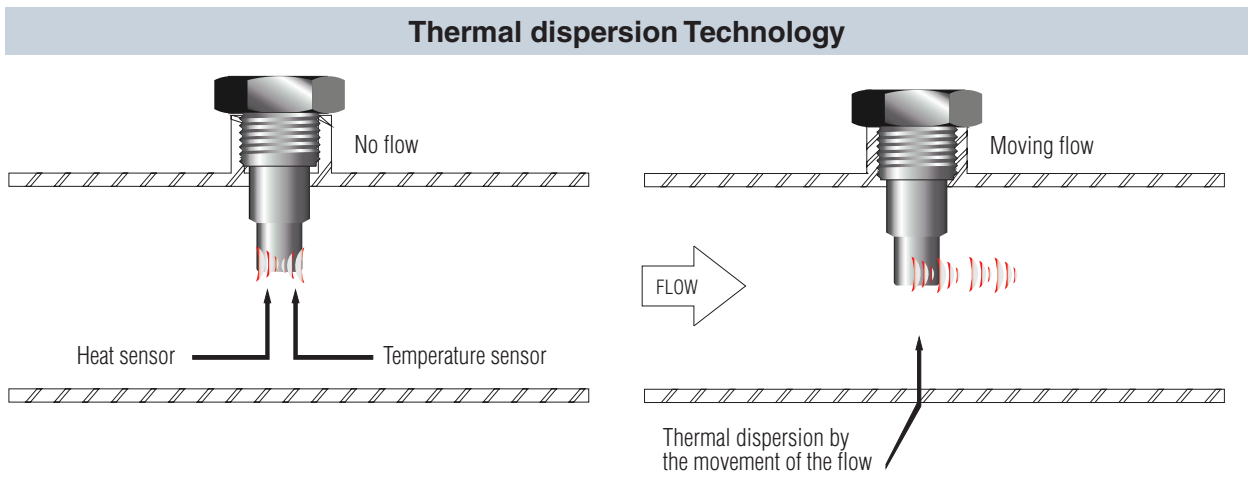
CF22

Thermal Dispersion Flow Switch

Technology

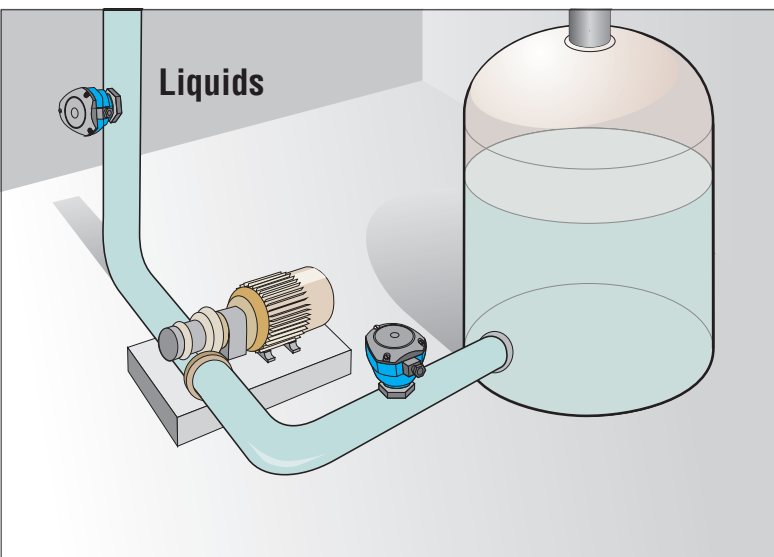
The CF22 line of flow switches utilize the principle of thermal dispersion. A typical configuration for this flow switch technology incorporates at least two temperature resistance detectors (RTD's), installed within the tip of the sensor. One of the sensors is heated and the other is used as a reference by monitoring the fluid temperature.

As the medium (air or fluid) flows over the sensor tip, there is a dispersion of thermal energy which is inversely proportional to the flow. The electronics of the CF22 registers and measures the temperature change and indicates either the presence or absence of flow via LED indication as well as an SPDT relay alarm output.

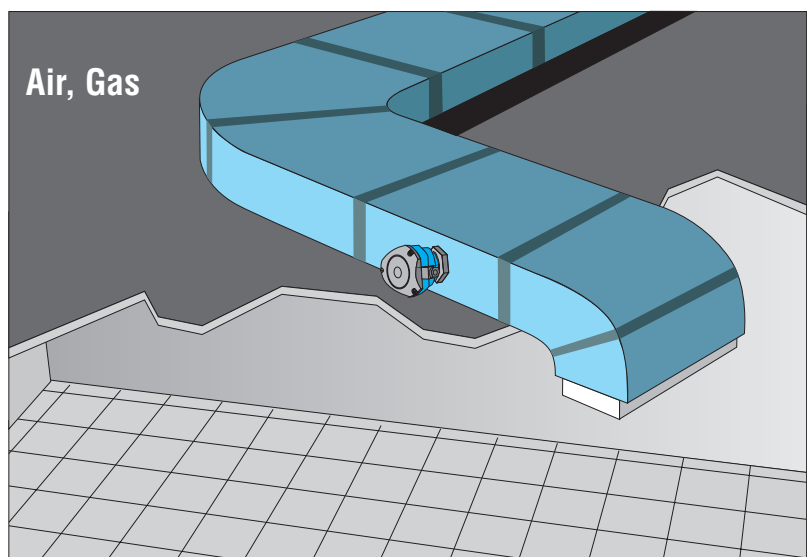


Applications

Hidraulic pump protection



Air flow system detection



Order Code

MODEL	
CF22AC	
CF22DC	
SIZE	
3	1/2"
4	3/4"
5	1"
PROCESS CONNECTION TYPE	
6	1 1/2" B BSP
7	2" D FLANGE ANSI 150# - Carbon Steel Painted
8	2 1/2" E FLANGE ANSI 150# - 316 SS
9	3" F FLANGE ANSI 150# - PVC
A	1 1/4" G FLANGE ANSI 300# - Carbon Steel Painted
B	Metric Thread H FLANGE ANSI 300# - 316 SS
0	4" J FLANGE ANSI 300# - PVC
X	OTHER K FLANGE ANSI 150# - 304 SS
	L FLANGE ANSI 300# - 304 SS
	M Metric Thread
	N NPT
	R SMS Female
	S SMS Male
	T TRI-CLAMP
	Y FEMALE DIN - 316SS
	X OTHER - SPECIFY
COATING	
S	NONE
H	HALAR® Coated
INSERTION LENGTH	
L35	35mm
L50	50mm
L75	75mm
L100	100mm
L	SPECIFY
HOUSING	
N1	SMALL NYLON
NE	N1 Encapsulated
ELECTRICAL CONNECTION	
7	CABLE GLAND W/ 1/2" NPT
M	M12 Connector (NO or NC)
OPTIONS	
MT	Medium Temp - 50mm 316SS Neck (80-120C)
ST	Identification Tag

CF22DC	4	G	S		N1	7	MT	
--------	---	---	---	--	----	---	----	--

Sitron's

Terms & Conditions

Design: Sitron reserves the right to make any alterations or changes necessary to improve the Products, correct defects or to make the Products safer, without prior notice or consent by Buyer.

Pricing: All stipulated amounts shall be in US dollars and all prices quoted are valid for thirty (30) days from date of offer, unless otherwise stated.

Safety and Instructions: The Buyer ensures that it and all its representatives and agents will observe all safety and technical instructions in Sitron's operating manuals, catalogs or other directions or instructions (either written or verbal).

Delivery and Freight: All goods are sold FOB point of shipment, Brasil. Transportation to the destination is the Buyer's responsibility and Buyer alone shall bear the cost of freight, optional or other shipping requirements, and or insurance. Sitron shall not be liable for loss or damage to the Products after said Products are delivered to or received by the shipper/carrier, and all risk of damage or loss shall immediately pass to Buyer. Receiving, unloading and storing of Products will be the responsibility of the Buyer. Buyer also accepts that courier may choose to return Products to Sitron if any local taxes or duties are not paid by Buyer at point of delivery. Buyer must make any and all claims for corrections or deductions within ten days of the delivery of the Products.

Shipment Delays: Sitron has no control over the length of time shipments may be held at customs, etc. For this reason, Sitron commits only to a "shipment date", not a "delivery date". Buyer shall not hold Sitron liable for claims resulting from delay in shipment except in cases where these terms are accepted in writing by Sitron. Acceptance of delivery of Products by Buyer shall constitute a waiver of all claims for delay.

Partial Deliveries: While Sitron strives to deliver all orders on time and complete, Sitron reserves the right to make partial deliveries when necessary.

Changes: Any changes initiated by the Buyer which affects the products specifications; quantities ordered; delivery schedule; method of shipment or packing; or delivery location, must be made in writing and signed by both parties. In this case, Sitron reserves the right to adjust the pricing and or delivery of the order, which will be agreed to by both parties before further work is performed on the order. Any such requests will be priced according to the scope of changes and the status of the current order. Customer must sign and return or acknowledge approval of drawings along with any Purchase Order. If approval drawings are not returned with order, the delivery date may be held or pushed back until Customer has acknowledged approval.

Cancellation: Any cancellation of the Contract by the Buyer shall be effective only if made in writing and accepted, in writing by the Sitron. In such a case, Sitron is entitled to reasonable cancellation charges including but not limited to labor, material and other related expenses.

Termination Fee Schedule:

Order entered but not released for manufacturing	10%
Order in any stage of production	75%
Order complete and ready for shipment	100%

Warranty: Sitron warrants its product against manufacturing defects in material and workmanship, when installed in applications approved by Sitron, for a period of one year from the date of original shipment, unless otherwise stated in writing by Sitron. Sitron is not responsible for damage to Sitron's Products or other equipment or products because of improper installation or misapplication of the Products by Buyer. Installation or startup of Sitron's equipment must be performed under the guidelines set forth in Sitron's instruction manuals, wiring diagrams, etc., or performed under the direct supervision of Sitron's field technicians or Sitron's authorized Sales Representatives, in order to be covered by Sitron's warranty. Sitron shall be under no liability in respect to any defect from fair wear and tear, willful damage, negligence, abnormal working conditions, failure to follow Sitron's instructions (whether written or verbal), misuse, modification or alteration or attempted repair of the Goods without Sitron's approval. Sitron shall not be liable under the above warranty (or any other warranty, condition or guarantee) if the total price for the Products or the payment of Services rendered has not been paid by the due date for payment.

The Buyer must make all tools, resources or personnel available to help Sitron to diagnose the defect without any back charge. In absence of Buyer's cooperation in this regard, there shall be no liability under the above Warranty. Sitron's liability under this warranty shall be limited to repair or replacement at Sitron's option of such defective Products, FOB factory, upon proof of defect satisfactory to Sitron. Warranty does not include transport.

Return Goods: No goods may be returned without Sitron's permission and an RMA number. Sitron assumes no responsibility for return shipments made without permission. In issuing credit for such shipments, Sitron reserves the right to charge a restocking fee dependent on Sitron's ability to recondition and resell the returned equipment.

Insurance: The responsibility for insuring the Goods after the risk in them has passed to the Buyer shall be that of the Buyer.

Confidential Information: All drawings, specifications, and technical information provided by either Buyer or Sitron shall be treated as confidential and shall not be disclosed to anyone other than those who require it as part of the fulfillment of the order. Buyer agrees that the designs and/or any other related material provided are and remain Sitron's exclusive property and that the Buyer acquires no right, title or interest to this intellectual property, whether in whole or in part.

Errors: Sitron reserves the right to correct all typographical or clerical errors or omissions, in its prices or specifications.



Overcome and evolve with the newest Sitron technology

Sitron Brasil

R. Baronesa de Itu, 83
São Paulo - SP - CEP: 01231-001
Tel.: 11 3825-2111
vendas@sitron.com
sitron.com

Sitron EUA

1800 Prime Place Hauppauge,
NY 11788
Tel.: 516-935-8001
info@sitron.com